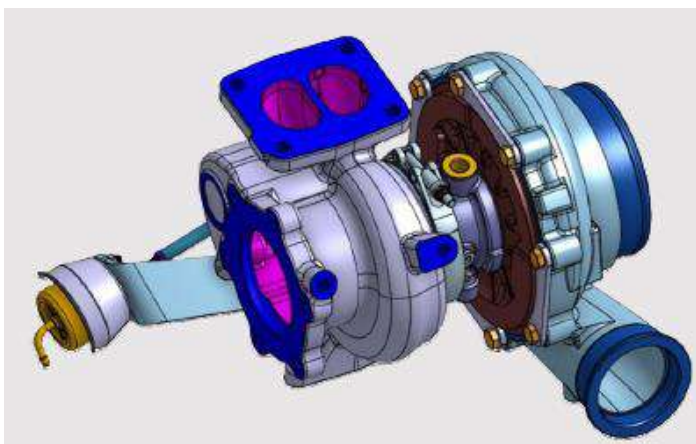


# New Product Introduction – Turbocharger Replacement for **14.8L -DD15 ENGINES** ***FREIGHTLINER CASCADIA***

VEHICLE INFO	VEHICLE MANUFACTURER	Freightliner, Western Star
	ENGINE MANUFACTURE	Detroit Diesel
	APPLICATION TYPE	CV On Highway
	VEHICLE MODEL	Freightliner Cascadia
	VEHICLE ENGINE	DD15 Engines
	FUEL	Diesel
	DISPLACEMENT	14.8L
TURBO INFO	TURBO MODEL/FRAME	GT4088S
	OE REFERENCE	A4720901480
	GTX PN	916455-5002Y
	ACTUATOR	Pneumatic
	POWER	>425 HP
	COMPETITION	CUMMINS



**Garrett**  
ADVANCING MOTION

## 14.8L INSTALLATION INSTRUCTIONS

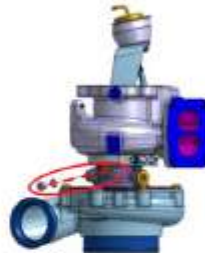
### STEP 1

Receive GTX turbocharger  
from Box w/o sensor



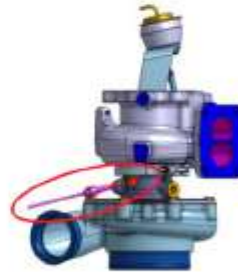
### STEP 2

Remove the plug from  
CHRA as above



### STEP 3

Install the sensor from  
Original turbocharger



### STEP 4

1. Torque the sensor
2. Confirm if sensor is working
3. Assemble hose with clip



After STEP 4, turbocharger is ready to be installed on vehicle

**Garrett**  
ADVANCING MOTION